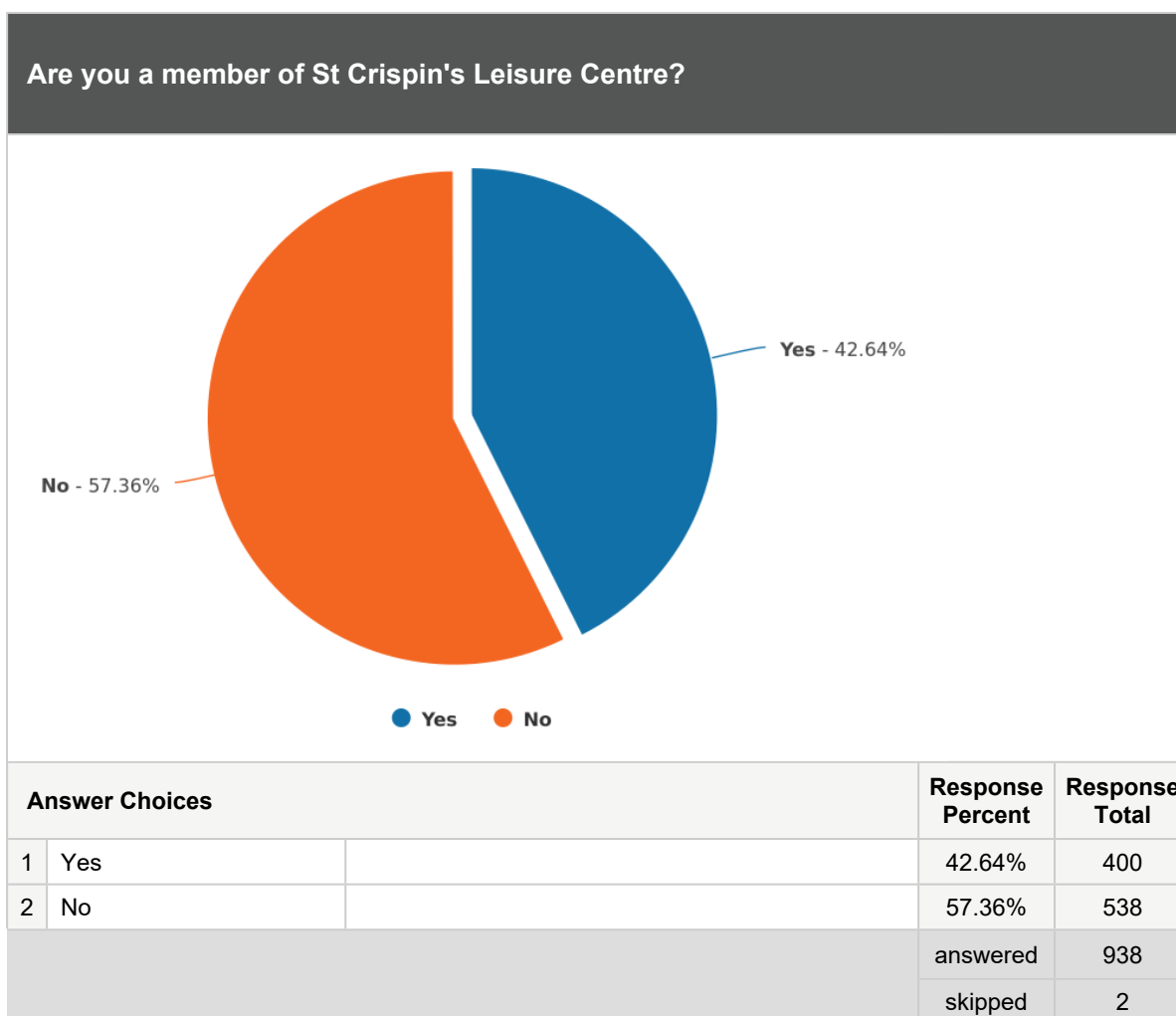


Future use of St Crispin's Leisure Centre

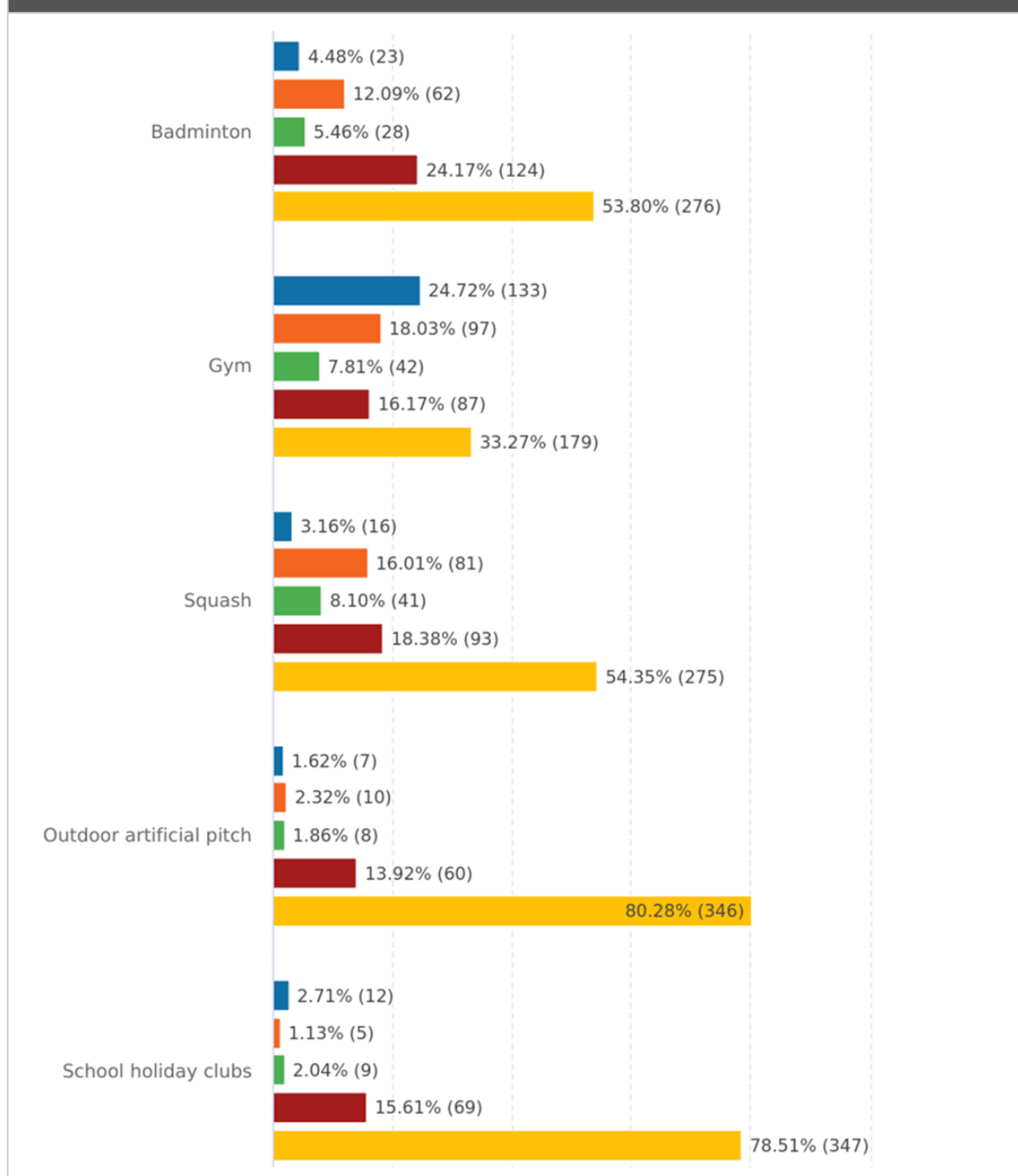
10 July to 4 September
940 responses

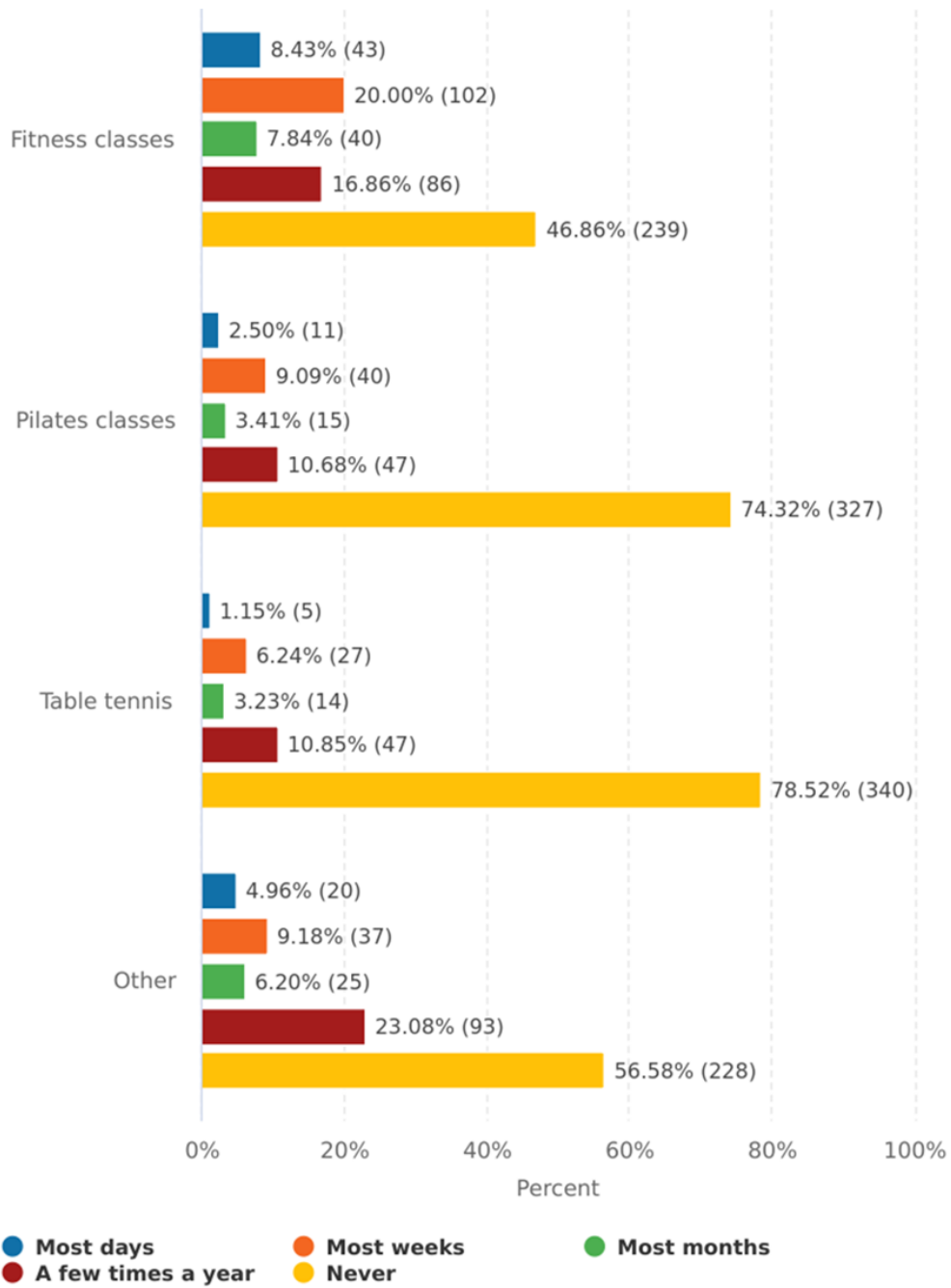
Are you responding as				
Answer Choices			Response Percent	Response Total
1	A Wokingham borough resident		89.99%	845
2	An elected borough councillor		0.43%	4
3	A town or parish councillor		0.11%	1
4	Representing an organisation		1.81%	17
5	Completing the survey for someone else		0.75%	7
6	Other (please specify):		6.92%	65
			answered	939
			skipped	1



How often do you use St Crispin's Leisure Centre, as a member or general visitor?				
Answer Choices			Response Percent	Response Total
1	Most days		17.82%	167
2	Most weeks		30.95%	290
3	Most months		7.68%	72
4	A few times a year		21.34%	200
5	Never		22.20%	208

What facilities do you use and how often?





If St Crispin's Leisure Centre were to close, what options for alternative sports and/or leisure activities would you consider? (Select all that apply)

Answer Choices		Response Percent	Response Total
1	Use Loddon Valley Leisure Centre	8.76%	79
2	Use Wokingham Leisure Centre at Carnival Hub	49.11%	443
3	Use Ryeish Green Sports Hub	0.67%	6
4	Use Arborfield Green Leisure Centre	3.33%	30
5	Use Bulmershe Leisure Centre	4.43%	40
6	Join a private gym or leisure facility	19.73%	178
7	Stop using indoor sport/leisure facilities and exercise informally outdoors instead	17.85%	161
8	Stop exercising/taking part in sport and leisure completely	24.39%	220
9	Other (please specify):	18.63%	168
		answered	902
		skipped	38

When asked to explain their answer, 525 provided comments.

Respondents were asked about the impact a potential closure of St Crispin's Leisure Centre would have on how and where they exercise. They were asked to select from a range of options for alternative exercise (ticking all those that could apply to them).

About half for respondents (49%) indicated they would use Wokingham Leisure Centre at Carnival Hub. About 20% indicated that they would use a private gym and about 17% that they would exercise outside.

A total of 156 (17%) stated they would stop exercising completely without indicating another option. Of these the two most common reasons were:

- Related to location - good location/can't drive/can walk there as a reason not to continue activities (51%)
- No alternative squash provisions

The more common themes (mentioned by at least 5% of respondents) were:

- St Crispin's has a good location
- Lack of alternative squash facilities
- Closure would prevent people from exercising
- Parking is more difficult at alternatives
- St Crispin's is used by younger people
- St Crispin's is more affordable than alternatives
- St Crispin's is good for older people who may prefer a quiet gym
- There is a need for more facilities not fewer – to support health and well-being
- St Crispin's has a good range of facilities (wider than elsewhere)
- More housing is leading to more demand
- Alternatives will become too busy if St Crispin's is to close
- St Crispin's has been neglected – investment and marketing would bring more users

To what extent would you agree or disagree with the idea of closing St Crispin's Leisure Centre?

Answer Choices	Response Percent	Response Total
----------------	------------------	----------------

To what extent would you agree or disagree with the idea of closing St Crispin's Leisure Centre?				
1	Strongly agree		5.11%	48
2	Agree		6.07%	57
3	Neither agree nor disagree		8.95%	84
4	Disagree		14.80%	139
5	Strongly disagree		65.07%	611
			answered	939
			skipped	1
<p>80 per cent of respondents disagreed or strongly disagreed with closing the leisure centre, with 703 giving us reasons why. The most cited reasons are:</p> <ul style="list-style-type: none"> • Location (cited by 47% of those who disagreed or strongly disagreed) • General loss to community (43%) • Loss of squash facilities (38%) • Use of the centre by younger people (36%) 				

10. What do you think of the options we have set out as potential uses for the site?

Continuing with the leisure centre as is was generally the most popular option with some respondents suggesting it could be promoted to attract more usage.

The second most popular option was to transfer the asset to The Circle Trust to support the expansion of St Crispin's School, with comments relating to:

- The needs of St Crispin's School for additional space
- The overall need for more school places in the borough
- Potential for some community use to be maintained at the centre should it be transferred to the trust

There was almost no support for disposing of the site for residential development, with negative comments relating to:

- Location (too close to school)
- Existing perception of over-development
- Loss of a community facility while more housing would increase need for such facilities

There was limited support to use the site to provide other services with comments relating to:

- Support for ongoing community use
- Need for more detail on what services could be provided

There was very little support to demolish the centre with comments relating to:

- Existing perception of over-development
- Loss of a community facility while more housing would increase need for such facilities
- Safety concerns over a vacant site
- Concerns over the visual appearance of an empty site

11. Are there other options you believe we should consider?

The most popular alternative suggestions were:

- Community hub / community use
- Let the school use it / share with school
- Youth provision
- Health / medical centre
- Use for children's activities
- Rent out for parties / activities

About you (optional)

16. What town or parish do you live in?

Answer Choices		Response Percent	Response Total
1	Arborfield and Newland	1.01%	8
2	Barkham	2.41%	19
3	Charvil	0.13%	1
4	Earley	1.52%	12
5	Finchampstead	4.31%	34
6	Hurst	0.63%	5

16. What town or parish do you live in?				
7	Remenham		0.00%	0
8	Ruscombe		0.00%	0
9	Shinfield		0.76%	6
10	Sonning		0.13%	1
11	Swallowfield		0.13%	1
12	Twyford		1.39%	11
13	Wargrave		0.13%	1
14	Winnersh		3.04%	24
15	Wokingham		72.75%	574
16	Wokingham Without		2.15%	17
17	Woodley		1.65%	13
18	Don't know		0.38%	3
19	Outside Wokingham borough		7.48%	59
			answered	789
			skipped	151

17. What sex/gender do you identify as?				
Answer Choices			Response Percent	Response Total
1	Female		54.73%	434
2	Male		43.51%	345
3	Transgender		0.13%	1
4	Prefer not to say		1.39%	11
5	Other (please specify):		0.25%	2
			answered	793
			skipped	147

18. How old are you?				
Answer Choices			Response Percent	Response Total
1	17 or younger		1.27%	10
2	18-20		1.02%	8
3	21-29		4.44%	35
4	30-39		10.41%	82
5	40-49		31.22%	246
6	50-59		24.24%	191

18. How old are you?

7	60 or older	27.41%	216
		answered	788
		skipped	152

19. What race or ethnicity best describes you?

Answer Choices		Response Percent	Response Total
1	Arabic	0.13%	1
2	Asian/British Asian: Bangladeshi	0.00%	0
3	Asian/British Asian: Chinese	1.40%	11
4	Asian/British Asian: Indian	3.95%	31
5	Asian/British Asian: Pakistani	0.38%	3
6	Black/British Black: African	0.26%	2
7	Black/British Black: Caribbean	0.26%	2
8	White: British	80.23%	629
9	White: Other	7.40%	58
10	Mixed race	1.02%	8
11	Gypsy/Traveller	0.00%	0
12	Prefer not to say	3.57%	28
13	Other (please specify):	1.40%	11
		answered	784
		skipped	156

20. What do you consider your religion to be?

Answer Choices		Response Percent	Response Total
1	Buddhism	0.13%	1
2	Christianity	44.36%	346
3	Hinduism	2.56%	20
4	Islam	0.90%	7
5	Judaism	0.26%	2
6	Sikhism	0.77%	6
7	No religion	42.56%	332
8	Prefer not to say	7.18%	56
9	Other (please specify):	1.28%	10
		answered	780

20. What do you consider your religion to be?

skipped	160
---------	-----

21. Which of the following terms best describes your sexual orientation?

Answer Choices		Response Percent	Response Total
1	Asexual	1.17%	9
2	Bisexual	1.17%	9
3	Gay	0.65%	5
4	Lesbian	0.39%	3
5	Heterosexual/Straight	85.62%	661
6	Prefer not to say	10.10%	78
7	Other (please specify):	0.91%	7
		answered	772
		skipped	168

22. Have you undertaken any form of sex/gender reassignment?

Answer Choices		Response Percent	Response Total
1	Yes	0.00%	0
2	No	93.26%	719
3	Prefer not to say	6.74%	52
		answered	771
		skipped	169

23. Are you currently pregnant or have you given birth within the last year?

Answer Choices		Response Percent	Response Total
1	Yes	0.91%	7
2	No	80.68%	618
3	Not applicable	14.10%	108
4	Prefer not to say	4.31%	33
		answered	766
		skipped	174

24. Do you have a disability, long-term illness or health condition?				
Answer Choices			Response Percent	Response Total
1	Yes		13.67%	105
2	No		79.69%	612
3	Prefer not to say		6.64%	51
			answered	768
			skipped	172

This page is intentionally left blank